



District Report Card: 2017


State: Meghalaya	District: East Garo Hills
Class: 8	Subject: Language
Schools: 50	Students: 390


Participation/Coverage


Students

<div>GENDER</div> <div></div>	Boys				Girls			
	Number		%		Number		%	
	202		51.79		188		48.21	

<div>AREA</div> <div></div>	Rural				Urban			
	Number		%		Number		%	
	390		100.00		0		0.00	

<div>CATEGORY</div> <div></div>	SC		ST		OBC		GEN	
	Number	%	Number	%	Number	%	Number	%
	1	0.26	385	98.72	4	1.03	0	0.00

<div>CWSN</div> <div></div>	LD	VI	HI	S&LD	ID	Oth
	0	0	0	0	2	3

<div>Management</div> <div></div>	Government			Government-aided		
	Number		%	Number		%
	195		50.00	195		50.00

Average Performance of Students in Language (%)

Overall	Gender		Area		Management		Social Group			
	Male	Female	Rural	Urban	Govt.	Aided	SC	ST	OBC	GEN
39.18	40.07	38.23	39.18	0.00	44.75	33.61	73.33	39.05	43.33	0.00

Performance on Learning Outcomes (LOs)

Learning Outcomes	Description	Average Performance(%)
L813	Read textual/non-textual materials with comprehension and identifies the details, characters, main idea and sequence of ideas and events while reading	39.18

Range of Performance of Students who Answered Correctly							
Below 30%		30% - 50%		50% - 75%		Above 75%	
Number	%	Number	%	Number	%	Number	%
145	37.18	131	33.59	94	24.10	20	5.13

Lowest Performing Learning Outcomes (LOs)

1 - Read textual/non-textual materials with comprehension and identifies the details, characters, main idea and sequence of ideas and events while reading (39.18)